



CET CryoSpas

RESEARCH | DESIGN | PERFORMANCE

CryoSpa Sport

#Chilling4Champions

The CryoSpa Sport offers optimum ice bath therapy and has proven to be an integral part of recovery strategy for many professional sports clubs, accelerating athlete recovery, minimising fatigue and lowering the risk of injury.

The temperature of the CryoSpa can be controlled down to 1C, which enables you to set a temperature to accommodate the requirements of the athletes.

Four Treatment Modalities

- Sit on top for ankle therapy
- Stand on step for submersion to mid-thigh
- Stand in deep end for submersion to waist depth
- Sit on step for full body submersion

Cold water immersion for the most effective recovery

Gregory Dupont of Lille FC / University of Lille stated, at the FIFA Football Medicine Strategies for Muscle and Tendon Injuries in April 2013 at Wembley Stadium, that the main precursor of injury is fatigue and the main strategies for combating fatigue and thereby lowering the risk of injury are good diet, good sleep, hydration and cold water immersion.

The CryoSpa Sport is the 21st Century 'ice bath' for faster recovery.

Benefits

- Easy to maintain saving on labour and cost
- Hydrostatic pressure and 20 jets for a penetrating cold
- 100sq ft filtration keeps the water clear
- Quiet operation
- Short treatment times due to intense cold
- High quality low temperature digitally controlled chiller
- Stainless steel safety rail and steps
- High salt concentration aids infection control





CET CryoSpas


RESEARCH | DESIGN | PERFORMANCE

CryoSpa Sport

Product views



Athletes using the CryoSpa:



Widnes Vikings
Rugby players



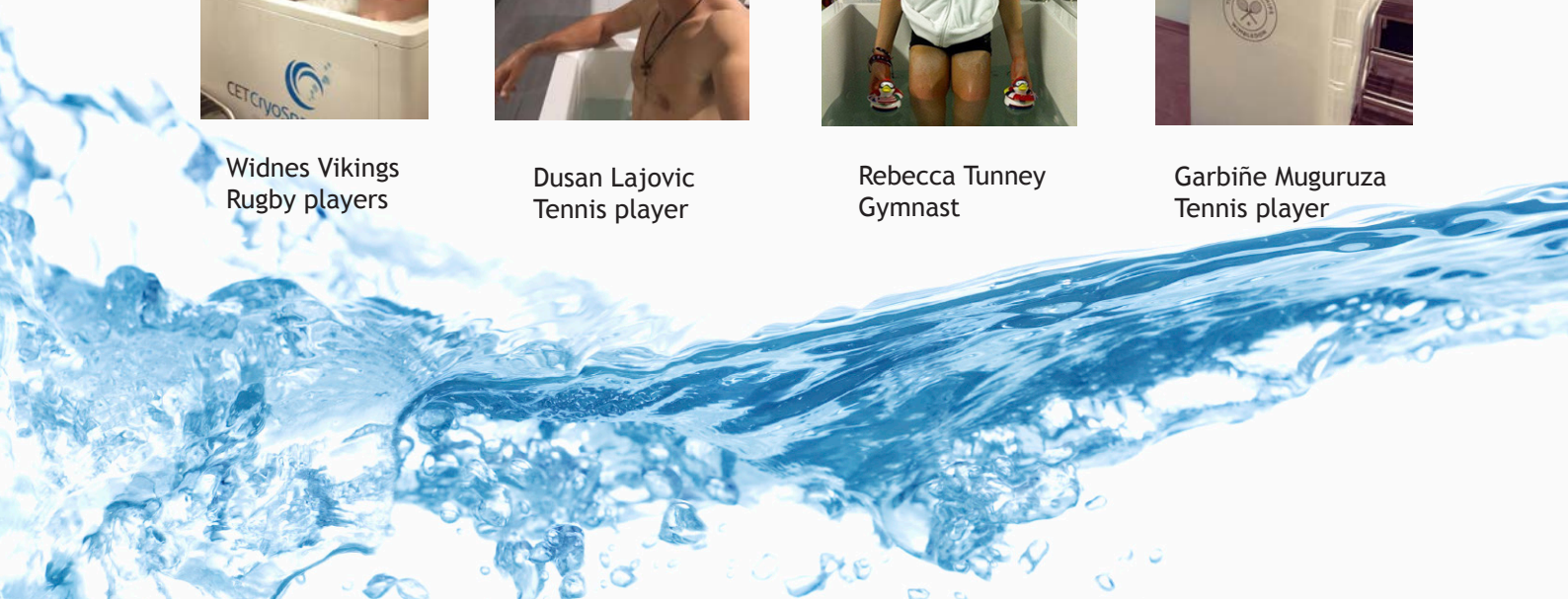
Dusan Lajovic
Tennis player



Rebecca Tunney
Gymnast



Garbiñe Muguruza
Tennis player





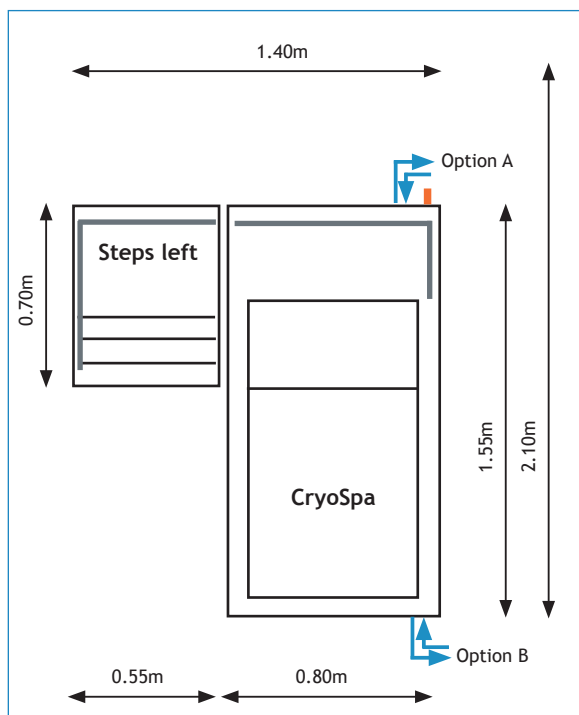
CET CryoSpas

RESEARCH | DESIGN | PERFORMANCE

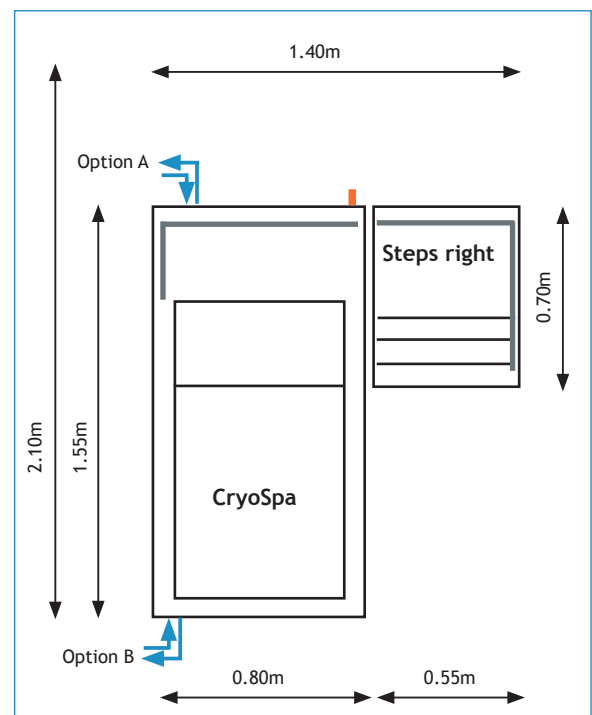
CryoSpa Sport

Technical Data

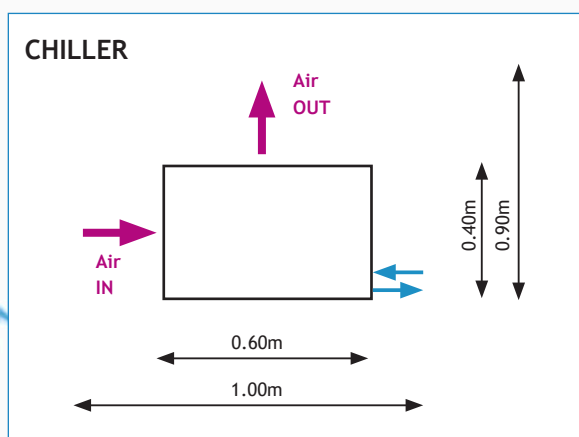
Steps can be positioned left or right of the CryoSpa Sport.



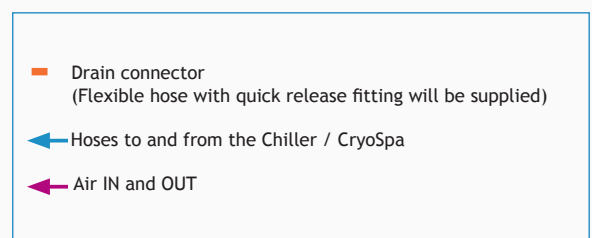
FRONT



BACK



CHILLER



CryoSpa Empty weight:	c. 200 kg
Capacity:	c. 550 l
Length/Width/Height:	1.55 x 0.80 x 1.20m
Steps / Safety rails:	Stainless steel
Length/Width:	0.70m x 0.55m
Massage jets:	20 jets
Jet pump:	1.5 kW
Power supply:	230 v / 1 / 50 Hz
	20 Amp RCD protected supply
Optional:	
	Space saving Ladder instead of Steps.

Temperature:	Chilling to 1°C
Power consumption:	0.9 kW or 1.2 kW
Cooling capacity:	2.2 kW or 3.3 kW
Weight:	c. 50 kg
Length/Width/Height:	0.60 x 0.40 x 0.56m
Optional:	Stainless Steel Wall Mounting Bracket.



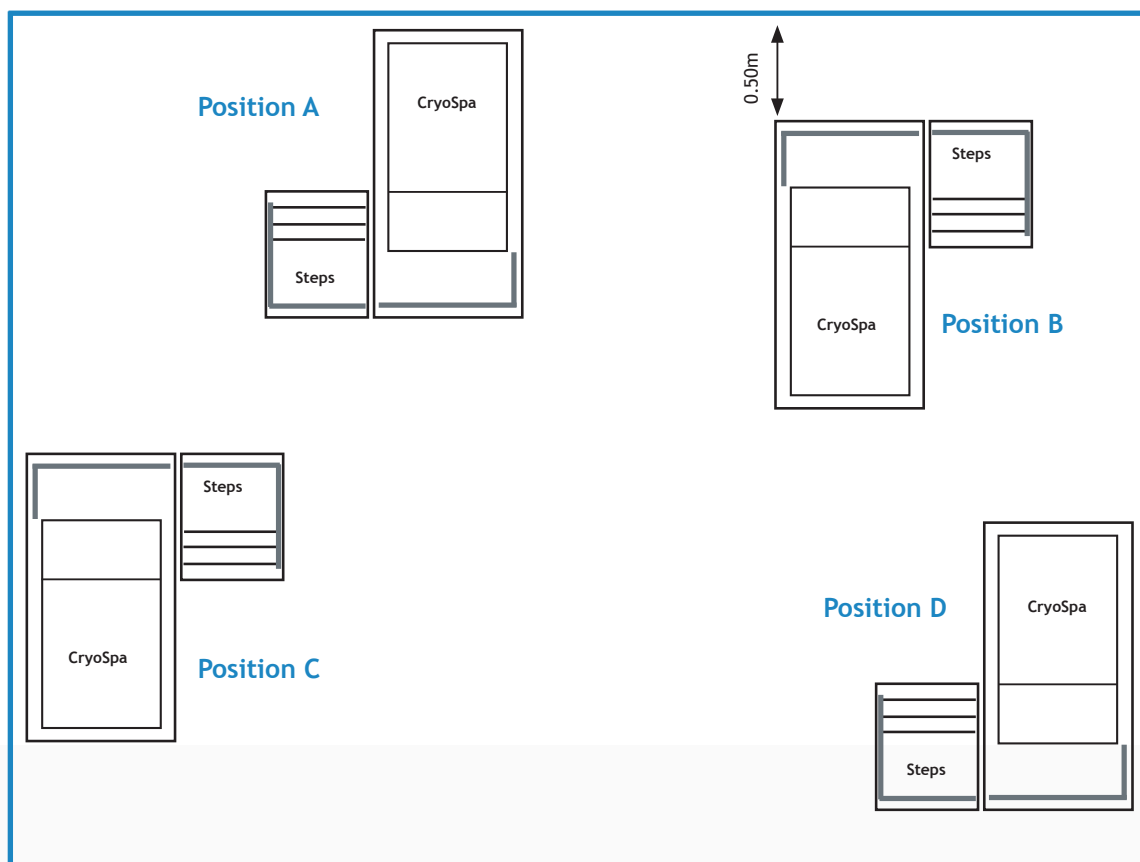
CET CryoSpas

RESEARCH | DESIGN | PERFORMANCE

CryoSpa Sport

Possible placements within a room

This example shows the CryoSpa Sport with steps on the right. Same positions are possible with steps on the left.



- | | |
|-----------------|---|
| Position A: | Back against the wall |
| Position B: | Front facing the wall
(requires 0.50m for access to the control panel) |
| Position C + D: | Parallel against the wall |

CryoSpa Sport

Installation

Room

The CryoSpa should be installed in a room prepared as a wet area i.e. with non-slip vinyl or tiled floor and water resistant walls as a minimum.

To provide adequate ventilation the room would need good extraction or climate control to dispose of warm air from the chiller. Alternatively, the chiller can be installed in a neighbouring room which has adequate ventilation. Access to the building and room should be checked to ensure the CryoSpa will fit.

Power supply (230 v / 1 / 50 Hz)

The CryoSpa requires a single 20 Amp RCD protected supply, ideally terminating in an IP Rated Isolation Switch in the vicinity of the CryoSpa. This supply will also provide power for the chiller which is connected directly to the CryoSpa. For installation, a certified electrician is required on site who would connect the CryoSpa to the power supply in accordance with local and national regulations.

Water supply

A permanent water connection is not required as salt is added to the water and the concentration needs to be maintained. Consequently, the CryoSpa is simply filled with a hose. A convenient water supply should be available for this purpose.

For draining the CryoSpa, a flexible hose (c. 20mm diameter inside) with quick release fitting will be supplied. The CryoSpa is drained by gravity into the nearest drain (or shower). Pumping the water out of the CryoSpa is possible in which case the drain would need to be larger to accommodate higher flow rates.

The water quality should be maintained by checking sanitisation levels daily. Typically, water will be replaced weekly or every second week depending on usage.

Chiller

The chiller should be positioned in a well ventilated area near the CryoSpa. This can also be in the next room, but preferably should not be more than 5m away.

Warranty

The standard warranty is 2 years on the spa body and 12 months on the chiller and electrical items. Consumables such as seals and gaskets are expressly excluded from the warranty. For detailed warranty information please see our Terms & Conditions / Warranty. CET is not liable for consequential damage of any kind.

Maintenance

Day to day maintenance involves keeping the CryoSpa clean and checking sanitisation levels.

The filters should be cleaned twice weekly and water changed every week or second week depending on usage.

During the installation / training a checklist will be supplied for your daily maintenance routine.

Servicing

We offer to service your CryoSpa by qualified staff. The servicing consists of a detailed checkup plus deep cleaning of the CryoSpa and the chiller. Please ask for an offer.

Community Design Registration No. 001038517-0001 und 001038517-0002.
E&OE.